

GA-60

madur portable gas analyser

www.madur.com



CHARACTERISTIC | FEATURES | TECHNICAL DATA | SENSORS | EQUIPMENT | APPEARANCE

The largest of madur's analysers equipped with electrochemical cells. It can fit even up to 7 EC cells and up to 4 NDIR sensors. GA-60 has a large (320*240), graphical LCD with backlighting. Datalogger with SD card for storing results and built-in ribbon printer for standard (non-thermal) paper.

The GA-60 analyser is offered in two versions:

- In basic configuration the analyser is not equipped with the gas dryer and works with the probe holder + gas probe pipe. It can be paired with PGD-100 gas dryer with heated hose.
- Analyser equipped with a built-in NAFION® type gas dryer and heated hose - configuration especially recommended for measurement of gases highly reactive with water or disturbed by its presence (SO₂, HCl, NO₂, Cl₂).

GA-60

CHARACTERISTIC

FEATURES

TECHNICAL DATA

SENSORS

EQUIPMENT

APPEARANCE

- Equipped with up to 7 electrochemical cells
- Equipped with up to 4 NDIR sensors
- Built-in 58mm ribbon, graphic printer
- Built-in rechargeable battery for up to 16 hours of operation (for basic configuration with probe holder + probe pipe)
- Measurements of gas and ambient temperatures, optionally 8 additional inputs for temperature sensors
- Additional gas filter with condensate trap (installed in the lid)
- Differential pressure sensor - for measurements of chimney draft and flow velocity (with help of Pitot tube)
- Soot measurement programme
- Analogue outputs (4-20mA / 0-10V) - optional
- SD card data-logger for saving results
- Calculations of many additional parameters
- Firmware for gas calibrations
- FOR ANALYSER IN A VERSION:
 - Works with madur standard probe holder and probe pipe
 - Possibility to work with full-size gas dryers (like PGD-100)
- FOR ANALYSER IN B VERSION:
 - Built-in NAFION® dryer with peristaltic pump for condensation removal
 - Driver for heated hose
 - Works with heated hose with built-in heated gas filter and with standard M30x1 fitting, that fits all madur gas probes with K-type thermocouples



ANALYSER	VERSION A	VERSION B
	WITHOUT BUILT-IN DRYER	WITH BUILT-IN NAFLON® DRYER
Dimensions (W * H * D)	500 mm * 395 mm * 173 mm	
Weight (without accessories)	12,2 ÷ 13,2kg	13,7 ÷ 14,7kg
Casing material	Plywood covered with aluminium	
Operating conditions	T: 10°C ÷ 50°C, RH: 5% ÷ 90% (non-condensing)	
Storing temperature	-20°C ÷ 55°C	
Power supply: Input maximal power consumption	115 VAC or 230 VAC 90 W (without heated hose)	
Battery: type work time charging time	Lead-acid, rechargeable 3x6V / 4,5Ah 16h 12h	
Data memory: type size number of results	SD flash card max 4GB practically unlimited	
Display	Graphical LCD 320 * 240, with variable contrast and backlighting	
Printer	High-speed dot matrix, graphic printer for 2,25" (57,5 ± 0,5mm) normal paper	
Gas pump gas flow	Diaphragm, max 2l/min (with automatic flow control) 90l/h (1,5l/min)	
Purging pump for CO sensor	Diaphragm, max 1,5l/min	
Communication interface with PC computer	RS-232C	
Gas filtering	Built-in final filter(behind the gas dryer)with replaceable insert	<ol style="list-style-type: none"> 1. Heated filter included in the heated hose 2. Built-in final filter(behind the gas dryer)with replaceable insert
BUILT-IN GAS DRYER, HEATED HOSE DRIVER, HEATED HOSE		
CONCERNS ONLY THE B VERSION (WITH BUILT-IN NAFION® DRYER)		
Dryer type	Based on Nafion® exchanger	
Drying method	Water transfer through Nafion membrane driven by partial vapour pressure differential - first order kinetic reaction	
Maximum gas flow for efficient drying	100 l/h	
Heated hose temperature	120°C electronically stabilised	
Heated hose temperature hysteresis	~ 5°C	
Heated hose length	3m (optionally 5m or 10m)	
Heated hose power consumption	360W (max)	
Heated hose thermocouple wires	K-type (S-type optionally)	

CHARACTERISTIC	FEATURES	TECHNICAL DATA	SENSORS	EQUIPMENT	APPEARANCE
----------------	----------	-----------------------	---------	-----------	------------

MEASUREMENTS				
Variable	Method	Range Resolution	Accuracy	Time (T ₉₀)
T _{gas} - gas temperature	K-type thermocouple	-10 ÷ 1000°C 0,1°C	± 2°C	10 sec
T _{gas} - gas temperature	S-type thermocouple	-10 ÷ 1500°C 0,1°C	± 2°C	10 sec
T _{amb} - boiler intake air temperature	PT500 resistive sensor	-10 ÷ 100°C 0,1°C	± 2°C	10 sec
Differential pressure	Silicon piezoresistive pressure sensor	-25 hPa ÷ +25 hPa 1 Pa (0,01hPa)	± 2Pa abs. or 5% rel.	10 sec
Gas flow velocity	Indirect, with Pitot tube & pressure sensor	1 ÷ 50 m/s 0,1 m/s	0,3 m/s abs. or 5% rel.	10 sec
Lambda λ - excess air number	Calculated	1 ÷ 10 0,01	± 5% rel.	10 sec
qA - stack loss	Calculated	1 ÷ 100% 0,1%	± 5% rel.	10 sec
Eta η - combustion efficiency	Calculated	1 ÷ 120% 0,1%	± 5% rel.	10 sec

CHARACTERISTIC	FEATURES	TECHNICAL DATA	SENSORS	EQUIPMENT	APPEARANCE
----------------	----------	----------------	----------------	-----------	------------

Method	Range Resolution	Accuracy	Time (T90)	Conformity
O₂ - OXYGEN				
Electrochemical	20,95% 0,01%	± 0,2% abs. or 5% rel.	45 sec	ISO 12039; CTM-030
Electrochemical, partial pressure	20,95% 0,01%	± 0,2% abs. or 5% rel.	45 sec	ISO 12039; CTM-030
Electrochemical, partial pressure	25,00% 0,01%	± 0,2% abs. or 5% rel.	45 sec	ISO 12039; CTM-030
Electrochemical, partial pressure	100,00% 0,1%	± 0,2% abs. or 5% rel.	45 sec	ISO 12039; CTM-030
Paramagnetic	25% 0,01%	± 0,2% abs. or 5% rel.	45 sec	EN 14789, OTM-13
Paramagnetic	100% 0,1%	± 0,2% abs. or 5% rel.	45 sec	EN 14789, OTM-13
CO - CARBON MONOXIDE				
Electrochemical	4 000 ppm 1 ppm	± 5 ppm abs. or 5% rel.	45 sec	ISO 12039; CTM-030
Electrochemical	20 000 ppm 1 ppm	± 5 ppm abs. or 5% rel.	45 sec	ISO 12039; CTM-030
Electrochemical	10% 0,001% ppm	± 0,005% abs. or 5% rel.	45 sec	ISO 12039; CTM-030
Electrochem. with H2 compensation	4 000 ppm 1 ppm	± 5 ppm abs. or 5% rel.	45 sec	ISO 12039; CTM-030
NDIR	10% 0,01%	± 0,05% abs. or 5% rel.	45 sec	EN 15058
NDIR	100% 0,1%	± 0,5% abs. Or 5% rel.	45 sec	EN 15058
CO₂ - CARBON DIOXIDE				
NDIR	5% 0,01%	± 0,05% abs. or 5% rel.	45 sec	ISO 12039
NDIR	25% 0,01%	± 0,05% abs. or 5% rel.	45 sec	ISO 12039
NDIR	100% 0,1%	± 0,5% abs. or 5% rel.	45 sec	ISO 12039

Method	Range Resolution	Accuracy	Time (T90)	Conformity
CH₄ – METHANE				
NDIR	5% 0,01%	± 0,05% abs. or 5% rel.	45 sec	
NDIR	25% 0,01%	± 0,05% abs. or 5% rel.	45 sec	
NDIR	100% 0,1%	± 0,5% abs. or 5% rel.	45 sec	
NO - NITRIC OXIDE				
Electrochemical	1 000 ppm 1 ppm	± 5 ppm abs. or 5% rel.	45 sec	EN 50379, CTM-022
Electrochemical	5 000 ppm 1 ppm	± 5 ppm abs. or 5% rel.	45 sec	EN 50379, CTM-022
NO₂ - NITROGEN DIOXIDE				
Electrochemical	1 000 ppm 1 ppm	± 5 ppm abs. or 5% rel.	45 sec	EN 50379, CTM-022
SO₂ - SULPHUR DIOXIDE				
Electrochemical	2 000 ppm 1 ppm	± 5 ppm abs. or 5% rel.	45 sec	EN 50379
Electrochemical	5 000 ppm 1 ppm	± 5 ppm abs. or 5% rel.	45 sec	EN 50379
H₂S- HYDROGEN SULPHIDE				
Electrochemical	1 000 ppm 1 ppm	± 5 ppm abs. or 5% rel.	70 sec	
H₂- HYDROGEN				
Electrochemical	2 000 ppm 1 ppm	± 10 ppm abs. or 5% rel.	50 sec	
Electrochemical	20 000 ppm 1 ppm	± 10 ppm abs. or 5% rel.	70 sec	
Thermal Conductivity Detector	10% 0,1%	± 0,5% abs. or 5% rel.	45 sec	
Thermal Conductivity Detector	25% 0,1%	± 0,5% abs. or 5% rel.	45 sec	
Thermal Conductivity Detector	50% 0,1%	± 0,5% abs. or 5% rel.	45 sec	
Thermal Conductivity Detector	100% 0,1%	± 0,5% abs. or 5% rel.	45 sec	
CL₂ - CHLORINE				
Electrochemical	250 ppm 1 ppm	± 5 ppm abs. or 5% rel.	60 sec	
HCl - HYDROGEN CHLORIDE				
Electrochemical	100 ppm 1 ppm	± 5 ppm abs. or 5% rel.	70 sec	
N₂O - NITRUS OXIDE				
NDIR	2 000 ppm 1 ppm	± 10 ppm abs. or 5% rel.	45 sec	ISO 21258
CHF₃ - FLUOROFORM (REFRIGERANT R23)				
NDIR	2,5% 0,01%	± 0,05% abs. or 5% rel.	45 sec	
SO₂ - SULPHUR DIOXIDE				
NDIR	1% 0,01%	± 0,05% abs. or 5% rel.	45 sec	
NO₂ - NITROGEN DIOXIDE				
NDIR	1% 0,01%	± 0,05% abs. or 5% rel.	45 sec	
VOC - VOLATILE ORGANIC COMPOUNDS				
PIT - Photoionization Detector	100 ppm 1 ppm	± 5 ppm abs. or 5% rel.	120 sec	METHOD 21
PIT - Photoionization Detector	1 000 ppm 1 ppm	± 5 ppm abs. or 5% rel.	120 sec	METHOD 21

STANDARD EQUIPMENT

SUPPLIED ALONG WITH THE DEVICE

- 3m mains cable (type of plug to be selected)
- Comparison scale with paper filters for the soot test
- Gas filter with condensation trap and replaceable filter insert (pore size 5µm)
- Flow indicator
- Data-logger with 2GB SD card
- 2,5m RS-232C communication cable with DB9 female connector
- Software CD with programmes and manuals
- Quick-couplers for the pressure sensor (2pc.)
- External ambient temperature sensor (1pc.)

ADDITIONAL EQUIPMENT

NECESSARY FOR THE ANALYSER TO WORK

- Probe holder

SUITABLE ONLY FOR THE A VERSION OF GA-60 (WITHOUT BUILT-IN DRYER).

Together with an exchangeable gas probe pipe the holder is a complete gas probe for extraction of gas samples. It has a single gas tube ended with quick coupler and electric cable ended with a 7-pin connector. Gas probe pipe is mounted with a M30x1 fastening.

In the electric connector there is a PT500 sensor for measurement of ambient temperature.

Probe holder can be equipped with an in-line filter with a condensation trap (pore size of the filter inlet is 20µm). Probe holder is available in two versions:

- heated (with a slit for a filter for soot measurement test),
- unheated (without a possibility to perform soot test).



- Heated hose

SUITABLE ONLY FOR THE B VERSION OF GA-60 (WITH BUILT-IN NAFION DRYER). REPLACES THE PROBE HOLDER.

Heated hose with heated gas filter supplies gas sample to the analyser's conditioning module.

Hose has M30x1 threaded connection to fix gas probe pipe. The other end has magnetic quick coupler and electric connector to connect it to the analyser.

Standard length of hose is 3m, it is possible to order other lengths of hoses.

Hose is provided with a carrying bag.



- Gas probe pipe

Gas probe is immersed in the gas duct and is supposed to extract the gas sample and to measure its temperature.

Exchangeable probes are easily connected to probe holders (with M30x1 fastening). They have thermocouple type K (in some configurations type S) for measurement of gas temperature and a threaded fixing cone.

There are many probe pipes available. They differ in length and working temperature.

For work efficiency it is advised to own different probe pipes to be able to adjust to the measurement place.



GA-60



CHARACTERISTIC | FEATURES | TECHNICAL DATA | SENSORS | **EQUIPMENT** | APPEARANCE

OPTIONAL EQUIPMENT & SPARE PARTS

Ambient temperature sensor

- This ambient temperature sensor on a 3m cable is used for measurement of the boiler's inlet air. In basic configuration the ambient temperature is measured by sensor installed in the connector of the gas probe handle.

ordering code:
Z40P-SENS-TEMP



Pitot tube

Pitot tube is an accessory that allows to perform measurement of the flow velocity of the gas stream. The measurement is performed indirectly – Pitot tube is connected to analyser's differential pressure sensor. Analyser recalculates the differential pressure on the Pitot tube's outlets to velocity.

A few lengths of tubes are available. Pitot tube has 2m gas tubings to connect it with the analyser.

ordering codes:

pitot tube 800mm - Z00-PITOT-8002
pitot tube 500mm - Z00-PITOT-5002



RS232C to USB converter

2.5m cable that allows to connect the analyser (its RS232C port) with USB port in PC computer (especially valuable when PC is not equipped with COM port).

ordering code:
Z40P-USB-ADAP



Bluetooth communication module

Module connected to the analyser's RS232C port, allows to communicate with PC computer over Bluetooth protocol.

ordering code:
Z40P-BLUE-TOOTH




GA-60

CHARACTERISTIC FEATURES TECHNICAL DATA SENSORS EQUIPMENT APPEARANCE

FRONT PANEL



GAS AND ELECTRIC CONNECTORS




GA-60



CHARACTERISTIC | FEATURES | TECHNICAL DATA | SENSORS | EQUIPMENT | APPEARANCE

EXAMPLE PRINTSCREEN

Temperature stabilizing



Please wait...
59

24.78°C → 28.53°C
0.54°C / 3min

1 M003 F1 T=2s 0:04 XL1 10:13

CO	22 ppm	NO	10 mg/m ³
NO ₂	13 ppm	H ₂ S	12 mg/m ³
SO ₂	220 ppm	NH ₃	160 mg/m ³
H ₂	45 ppm	HCl	286 mg/m ³
Cl ₂	15 ppm	NO	0 mg/m ³
---	--- ppm	---	--- mg/m ³

M+ Operation Print Param.

GA-60

Serial #: 07499360
Software: 0.20


www.madur.com

EXAMPLE PRINTOUT

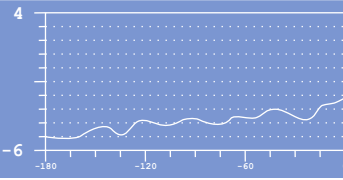
```

madur
GA - 60      #61303102
*****
00:00.39    01.01.23
-----
FUEL: LIGHT OIL
Ozrel      3 %
AVERAG. TIME: 2 sec
-----
BOILER POWER: 0.0 kW
FUEL FLOW : 0.0 l/h
TEMPERATURE : 0 °C
-----
TA 20.0°C TG **E**°C
Oz **E** % CO2 --- %
-----
CO      0PPM
NO      0PPM
NO2     1PPM
--- --- PPM
--- --- PPM
NOx     1PPM
NOxrel  --- mg/m³
-----
EXCESS AIR...: ---
STACK LOSS...: --- %
EFFICIENCY...: --- %
EFFICIENCY*..: --- %
-----
m a d u r
E L E C T R O N I C S

*****
    
```

4 M003 F1 T=2s 0:04 XL1 10:13

CO	0.00 %	CO IR	0 ppm
CO ₂	0.00 %	NO IR	0 ppm
Tgas	--- °C	SO ₂ IR	0 ppm
Tamb	--- °C	NOx	0 ppm
qA	--- %		



39
Pdif
[Pa]

M+ (+) (-) Options