

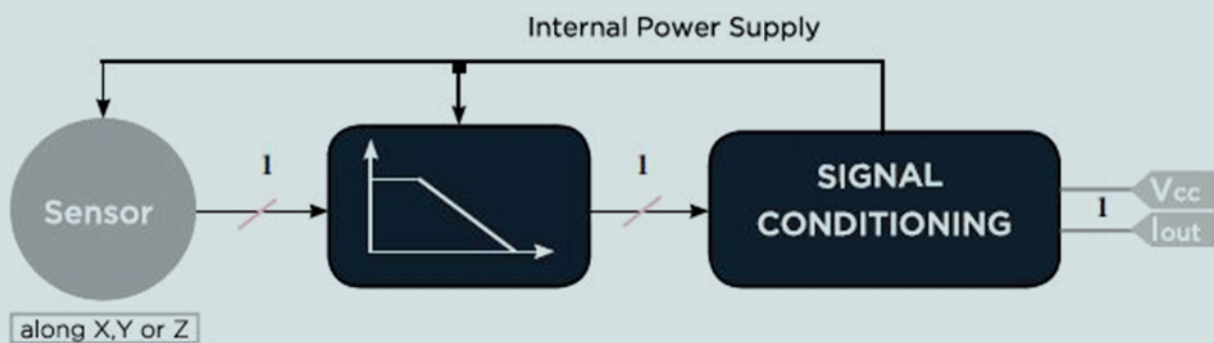
### SMALL ACCELEROMETER (4-20 mA)



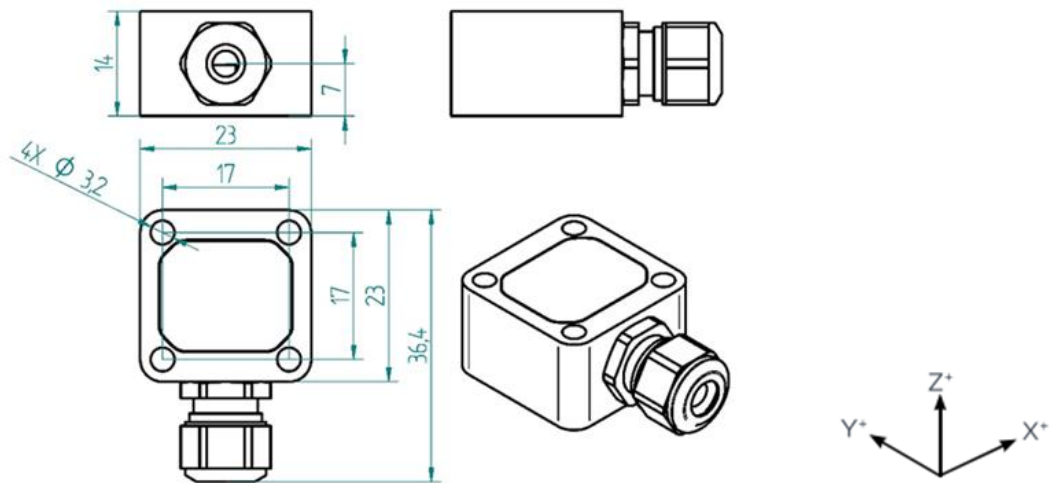
#### PROPERTIES

- 1 Axis
- Suited for direct connection to standard control and measurement equipment, e.g. PLCs or panel meters
- Embedded 4..20mA signal conditioning
- Self-powered Current Loop
- Galvanically Isolated
- Protected against false polarization
- Compact and rugged design
- Protection grade IP67

#### BLOCK DIAGRAM



## DIMENSIONS



## MOUNTING ACCESSORIES

See " IAC - Accelerometer Accessories data sheet "

## SPECIFICATIONS

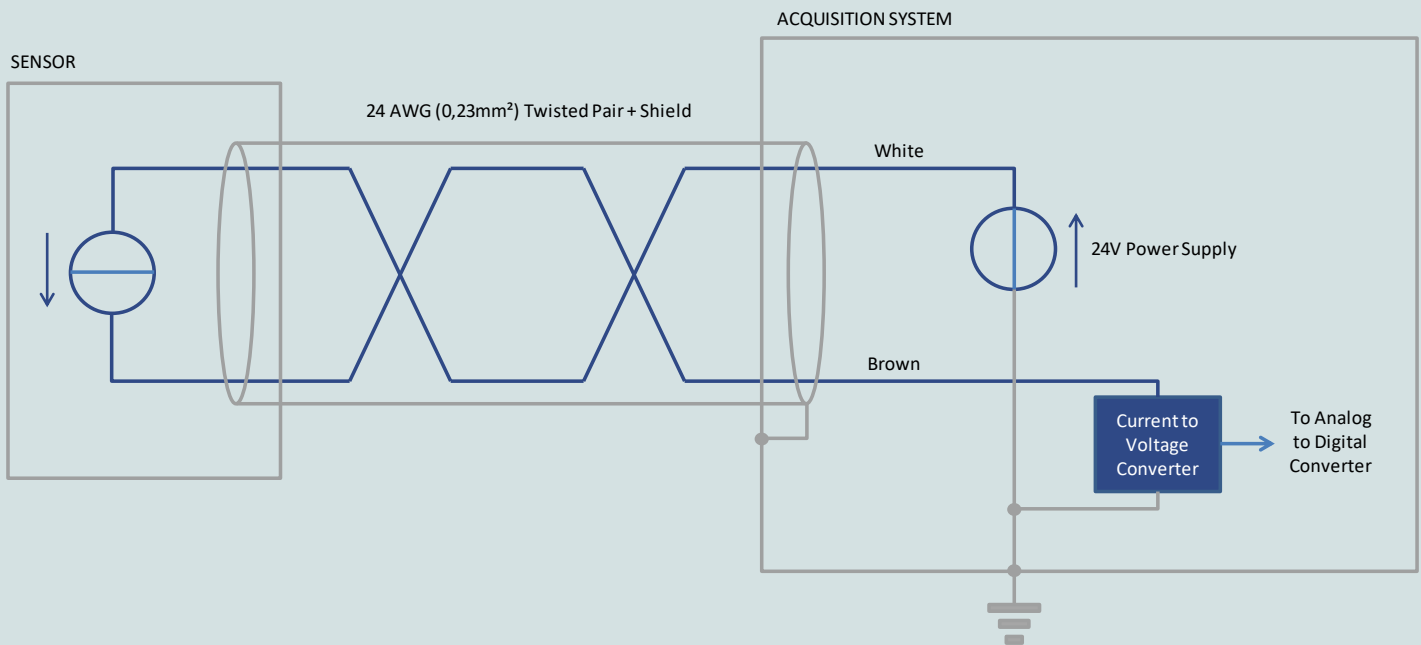
<b>OUTPUT/CHANNEL</b>	Output Range	4-20mA
	Supply Voltage	12-30 VDC
	Measuring Range	± 2g or ± 6 g
	Sensitivity	4.00 mA/g (± 2g range) or 1.33 mA/g (±6g range)
	Lower frequency limit	0 Hz (DC)
	Upper 3 dB frequency limit	100, 250, 500 or 1000 Hz (1st order only)
	Non-linearity	± 0.5 % F.S.
	Residual noise	< 50 µg/√Hz
	Transverse Sensitivity	< 5%
<b>ENVIRONMENTAL CHARACTERISTICS</b>	Destruction limit	± 5000g
	Temperature Range	Operating -40 to 85°C / -40 to 185°F
	Temperature coefficient of sensitivity	± 0.01 %/°C
	Temperature drift of zero point	± 0.05 mg/°C
	Protection grade	IP67
<b>MECHANICAL DATA</b>	Weight Without Cable (g)	22 grams
	Case Material	<sup>(1)</sup> Aluminium
	Mounting	3.2 mm diameter holes (4x)

<sup>(1)</sup> Aluminum (MIL-A-8625 Type II coating)

## ELECTRICAL CONNECTIONS

Signal X sensing	Signal Y sensing	Signal Z sensing	2 x 0,25 <sup>2</sup>
Sensor supply + input	Sensor supply + input	Sensor supply + input	White
X Axis Out	Y Axis Out	Z Axis Out	Brown

## ELECTRICAL CONNECTIONS



## ORDERING INFORMATION

IAC - I - 01S - A - Xg - XXXXHz - X - XX.X m

Sensing Axis	Range	Low Pass Filter Frequencies		Low Pass Filter Orders		Cable Length
X	± 2g	0100	100Hz	1	1st order	Value in meter
Y	± 6g	0250	250Hz			
Z		0500	500Hz			
		1000	1000Hz			